


TOTAL CLASS 300/800

horizontal non-ducted ventilation unit

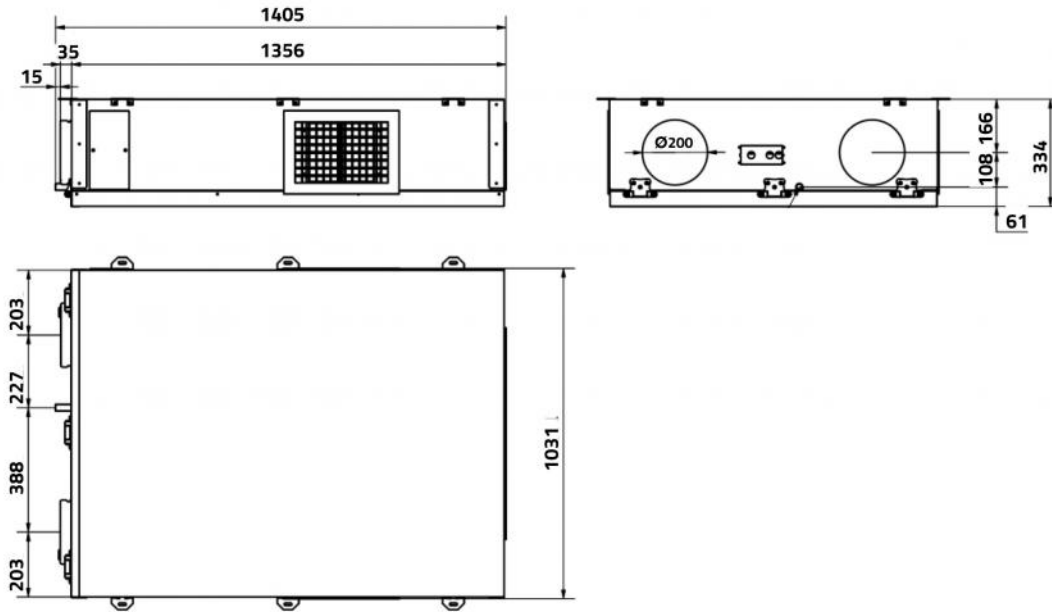
ACC200001 - ACC200002 - ACC200003
ACC200004



TECHNICAL SPECIFICATIONS:

- Non-ducted ventilation unit
- Evo 300 maximum flow capacity 400 m³/h
- Evo 800 maximum flow capacity 1000 m³/h
- Polypropylene counter-flow heat recovery unit with >90% efficiency
- EC centrifugal fans, backward curved blades, low consumption
- Low pressure drop filters F7 (ePM1 70%) for renewal and exhaust air
- Self-supporting structure in pre-painted sheet metal
- Rock wool thermal/acoustic insulation th. 50 mm
- Integrated by pass for free-cooling / free-heating (motorised drive with automatic control)
- Available with Evo and Evo Plus control
- Integrated frost protection
- Operating conditions: ambient temperature between 0°C and 45°C, humidity <80%

DIMENSIONS

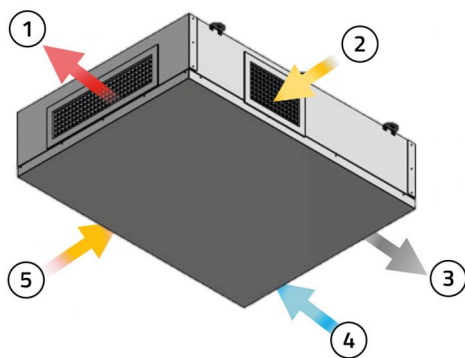


CODE	TECHNICAL DATA	EVO 300 / EVO PLUS 300	EVO 800 / EVO PLUS 800
ACC200001	Dimensions [mm]	1020x1350x335	1555x1355x470
ACC200002	\varnothing pipes [mm]	2 x 200	2 x 315
ACC200003	Weight [kg]	95	148

TECHNICAL DATA

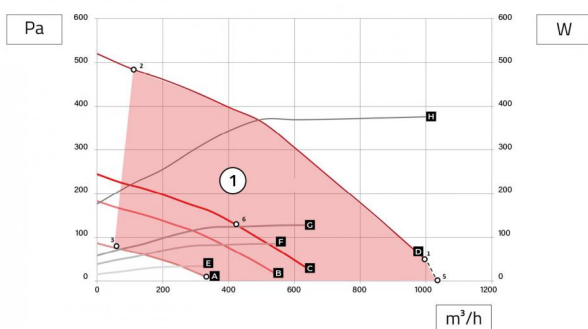
TECHNICAL SPECIFICATIONS	EVO 300 / EVO PLUS 300	EVO 800 / EVO PLUS 800
Power supply [V]	230	230
Frequency [Hz]	50-60	50-60
Current [A]	2.7	2.8
Power [W]	350	380
Flow capacity [m ³ /s]	0.1	0.277
Electrical power consumption [kW]	0.327	0,377
Specific ventilation power [W/(m ³ /s)]	1378	1189
Front speed at nominal capacity [m/s]	1.56	1.42
Nominal external pressure [Pa]	358	50
Ventilation components internal pressure drop [Pa]	259	269
Fan static efficiency	39.1	49.3
Sound pressure level [dB(A)]	36	34

FLOW



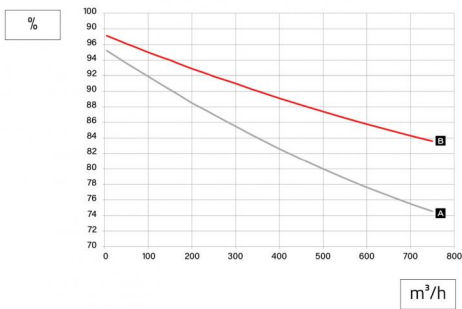
- [1] Air intake
- [2] Intake
- [3] Expulsion
- [4] Renewal
- [5] Intake

FLOW RATE DIAGRAM TOTAL CLASS 800



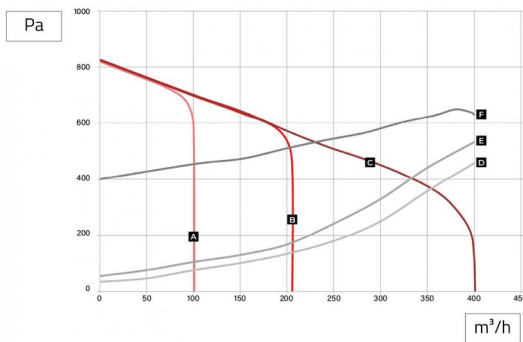
- [1] Allowed operating range

- [A] Flow rate at 40% speed
- [B] Flow rate at 60% speed
- [C] Flow rate at 70% speed
- [D] Flow rate at 100% speed
- [E] Power consumption 40%
- [F] Power consumption 60%
- [G] Power consumption 70%
- [H] Power consumption 100%

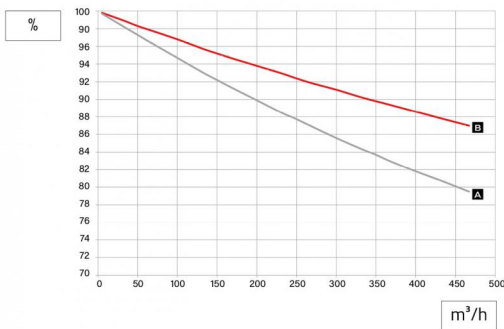


[A] Heat recovery unit yield as per UNI1253/14: outdoor -0°C - indoor 20°C (dry)
 [B] Heat recovery unit yield as per UNI308: outdoor -5°C 80% RH - indoor 20°C 50% RH

FLOW RATE DIAGRAM TOTAL CLASS 300



[A] control signal 1.5 V - flow rate 100 m³/h
 [B] control signal 5 V - flow rate 205 m³/h
 [D] control signal 10 V - flow rate 400 m³/h
 [E] Power consumption at maximum useful pressure
 [F] 50 Pa of useful pressure
 [G] 100 Pa of useful pressure



[A] Heat recovery unit yield as per UNI1253/14: outdoor 7°C - indoor 20°C (dry)
 [B] Heat recovery unit yield as per UNI308: outdoor -5°C 80% RH - indoor 20°C 50% RH

CONTROL OF THE EVO MODEL UNIT



The remote control can be installed inside a 503 horizontal built-in box and comes with a set of adapters for installation with all well-known brands.

The remote control consists of the following:

- 2 keys for speed setting change and filter alarm reset
- 5 signalling LEDs: 3 green LEDs to indicate active speed, 1 red LED to signal the filter alarm, and 1 blue LED to signal the opening of the by-pass and anti-freeze feature
- The remote control is connected via a standard network cable (non crossover) using RJ45 connectors (max recommended length 30 m).
- Supplied with 3 m cable as standard

CONTROL OF THE EVO PLUS MODEL UNIT



Electronic diagram with white LCD display

- Speed selection 1, 2, 3 or automatic
- Automatic by-pass management for free-cooling and free-heating
- Frost protection
- Filter alarm with hour counter (with pressure switch option)
- Handling of probes for humidity, temperature, air quality, CO₂
- Controls water batteries and pre-treatment and/or after-treatment electric heating elements
- Communication via Mod. Bus
- Humidity and temperature probes, built-in

ITEMS

CODE	DESCRIPTION
ACC200001	"TOTAL CLASS EVO 300" - VENTILATION UNIT - NOT DUCTED - HORIZONTAL
ACC200002	"TOTAL CLASS EVO PLUS 300" - VENTILATION UNIT - NOT DUCTED - HORIZONTAL
ACC200003	"TOTAL CLASS EVO 800" - VENTILATION UNIT - NOT DUCTED - HORIZONTAL
ACC200004	"TOTAL CLASS EVO PLUS 800" - VENTILATION UNIT - NOT DUCTED - HORIZONTAL