

EASY ONE - 7 - 11 - 15 - 20 It

monobloc condensate drain pump

12170300 - 12170310 - 12170320
12170330



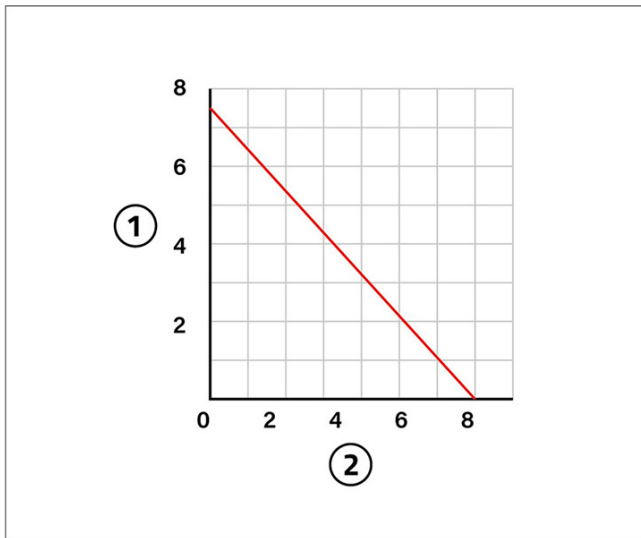
TECHNICAL SPECIFICATIONS:

- Intake 0 m (gravity fed)
- Drain water connection hose 4 x 6 mm
- Power supply 230V - 50Hz
- Power consumption: 15 W
- Alarm contact: C-NO/NC 6A
- Power cord + alarm: L = 1.5 m
- Low noise 21 [dB(A)]
- Sound absorption shell made of plastic material
- Built-in non-return double valve
- Temperature switch 80°C
- Transparent tank that can be inspected for routine maintenance
- Tank with sealing gasket
- Dimensions W 180 x H 46 x D 33 mm
- Adaptable also in duct

PACK COMPLETE WITH

- 1 pump body
- 1 floating body
- 2 double-sided adhesives for anchor plates
- 2 plates for pump / floating body anchoring
- 1 connection hose 1 m - Ø 4x6 mm
- 1 vent tube Ø 4x6 mm
- 1 connecting sleeve in rubber
- 1 removable wiring harness connector
- 1 sheet of instructions

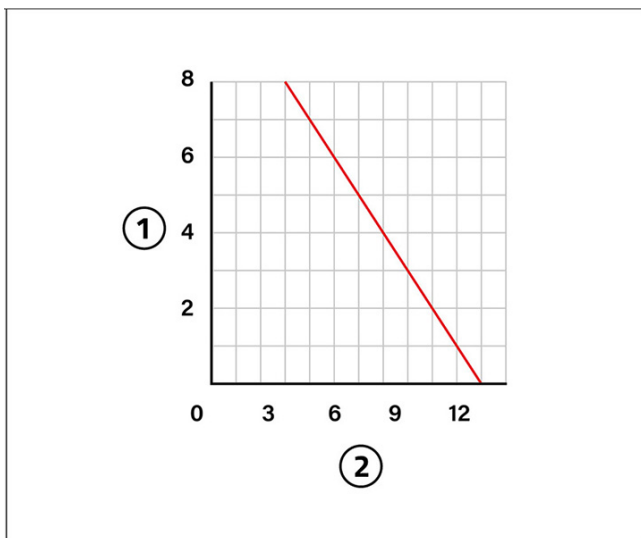
EASY ONE 7 It



[1] Air delivery (vertical m)
[2] Flow rate (litres/hour)

- For air conditioners up to 5 kW
- Max. 7 m vertical delivery
- Power consumption: 15 W
- Max noise level 21 [dB(A)]

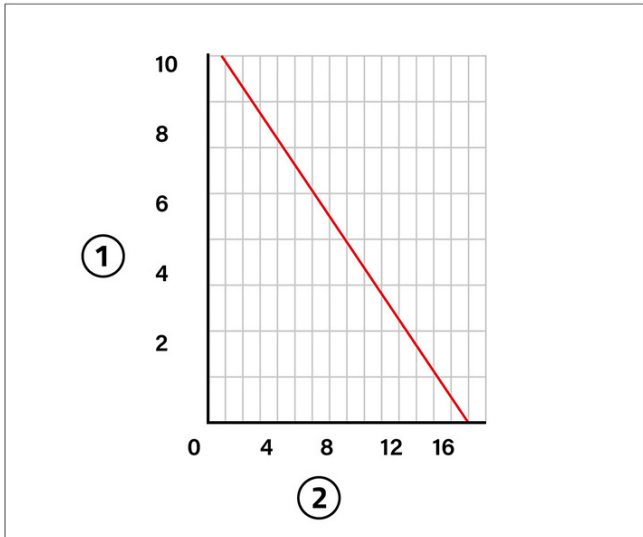
EASY ONE 11 It



[1] Air delivery (vertical m)
[2] Flow rate (litres/hour)

- For air conditioners up to 10 kW
- Max. 8 m vertical delivery
- Power consumption 19 W
- Max noise level 21 [dB(A)]

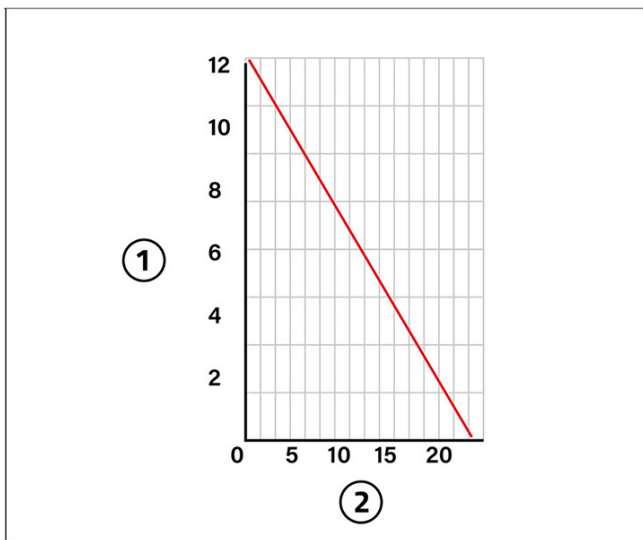
EASY ONE 15 lt



[1] Air delivery (vertical m)
[2] Flow rate (litres/hour)

- For air conditioners up to 16 kW
- Max. 10 m vertical delivery
- Power consumption 19 W
- Max. noise level 29 [dB (A)]

EASY ONE 20 lt



[1] Air delivery (vertical m)
[2] Flow rate (litres/hour)

- For air conditioners up to 20 kW
- Max. 12 m vertical delivery
- Power consumption 19 W
- Max. noise level 29 [dB (A)]

ITEMS

CODE	DESCRIPTION
12170300	SELF-CONTAINED CONDENSATE PUMP EASY ONE - 7 LT.
12170310	SELF-CONTAINED CONDENSATE PUMP EASY ONE - 11 LT.
12170320	SELF-CONTAINED CONDENSATE PUMP EASY ONE - 15 LT.
12170330	SELF-CONTAINED CONDENSATE PUMP EASY ONE - 20 LT.